

Getting Spicy with Embellishments

By Ray Cygrymus @ Funky Frets Uke Fest

Incorporating Double Stops:

C Tuning
① = A ③ = C
② = E ④ = G
♩ = 120

1st two string double stops

G C D

u.k.e.

C D G

Detailed description: This block contains musical notation for incorporating double stops in C tuning. At the top, three chord diagrams are shown for G, C, and D. Below them, the C tuning is defined as ①=A, ②=E, ③=C, ④=G, with a tempo of 120. The main notation is in 4/4 time and consists of two systems. The first system shows three measures of double stops: G (fingering 1-2), C (fingering 2-3), and D (fingering 3-4). The second system shows three measures: C (fingering 7-8), D (fingering 9-10), and G (fingering 10-10).

“Brown-Eyed Girl” Intro Using Double Stops

C Tuning
① = A ③ = C
② = E ④ = G
♩ = 120

Free time

G/D C G/D

D7

Detailed description: This block contains musical notation for the 'Brown-Eyed Girl' intro using double stops. It starts with C tuning and a tempo of 120. The notation is in 4/4 time and consists of two systems. The first system is labeled 'Free time' and shows three measures of double stops: G/D (fingering 2-3), C (fingering 7-8), and G/D (fingering 2-3). The second system shows a D7 chord (fingering 0-2-3-0).

“Margaritaville” Intro Using Double Stops:

C Tuning
 ① = A ③ = C
 ② = E ④ = G
 ♩ = 120

D **G** **A**

D

“Island Style” Intro Using Double Stops:

C **G7** **C7**

ISLAND STYLE by John Cruz
 ① = A ③ = C
 ② = E ④ = G
 ♩ = 120

C **G7** **C**

C7

Basic Chord Suspensions

C Tuning
 ① = A ③ = C
 ② = E ④ = G
 ♩ = 90

ukc.

Glory Days

{st: Bruce Springsteen

120 bpm:

A Asus4 D Dsus 2x

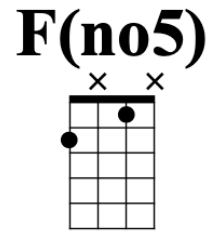
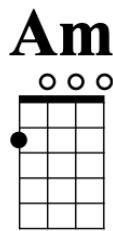
I had a friend was a big baseball player back in highschool
 A D A D
 He could throw that speedball by ya, make you look like a fool boy
 E D
 Saw him the other night at this roadside bar I was walking in he was walking out
 E D E
 We went back inside, sat down, had a few drinks, but all we kept talking about

A D
 Glory Days, yeah they'll pass you by
 A D
 Glory Days, in the wink of a young girl's eye
 A E | A | D |
 Glory Days, glory days

Gold fill #1

- ① = A ③ = C
- ② = E ④ = G

♩ = 79



uke.

Am **F(no5)**

T A B

7 5 5 3 3 | 2 3 0 1

Gold 2nd Fill

C Tuning

- ① = A ③ = C
- ② = E ④ = G

♩ = 80

uke.

T A B

0 1 0 3 1 0 | 0 2 0 4 2 0 | 0 1 0 3 1 0 | 0 2 0 4 2 0

HURTS SO GOOD INTRO

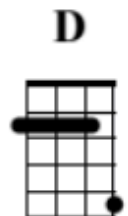
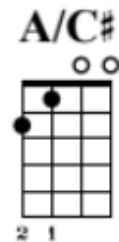
- ① = A ③ = C
- ② = E ④ = G

♩ = 120

A/C#

D

A/C#



uke.

A/C# **D** **A/C#**

T A B

0 0 0 0 | 2 2 2 1 | 2 2 2 2 | 0 0 0 0 | 0 0 2 0