

TRANSPOSITION CHART*

I	C	C#	D	E_b	E	F	F#	G	A_b	A	B_b	B	I
II	D	D#	E	F	F#	G	G#	A	B_b	B	C	C#	II
III	E	F	F#	G	G#	A	A#	B	C	C#	D	D#	III
IV	F	F#	G	A_b	A	B_b	B	C	D_b	D	E_b	E	IV
V	G	G#	A	B_b	B	C	C#	D	E_b	E	F	F#	V
VI	A	A#	B	C	C#	D	D#	E	F	F#	G	G#	VI
VII	B	B#	C#	D	D#	E	F	F#	G	G#	A	A#	VII
I	C	C#	D	E_b	E	F	F#	G	A_b	A	B_b	B	I

*SAME CHORDS : **C#/D_b** **D#/E_b** **F#/G_b** **G#/A_b** **A#/B_b**

COLOR FOLLOWS CHORD - FLATS AND SHARPS DON'T

BYE BYE BLUES

Chord diagrams for "BYE BYE BLUES":

Row 1: C, C, Ab7, Ab7, C, C, A7, A7

Row 2: D7, D7, G7, G7, C, Cdim, Dm7, G7

Row 3: G, G, Eb7, Eb7, G, G, E7, E7

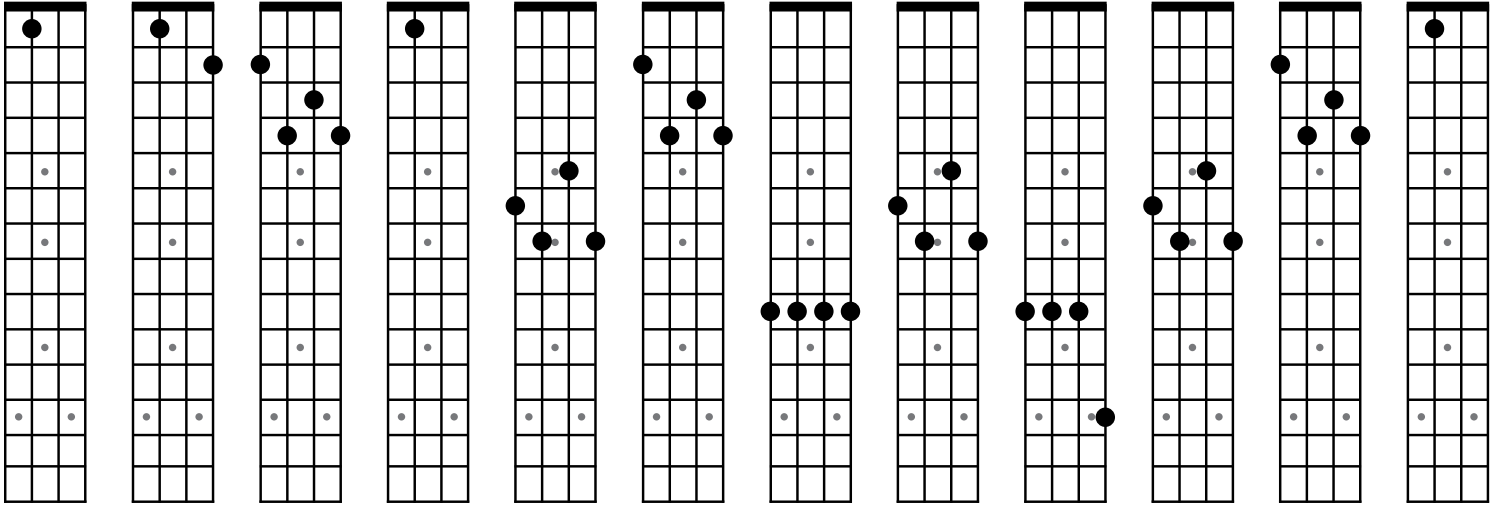
Row 4: A7, Am, D7, D7, G, Gdim, Am7, D7

Row 5: C, Ab7, C, C, G, Eb7, G, G

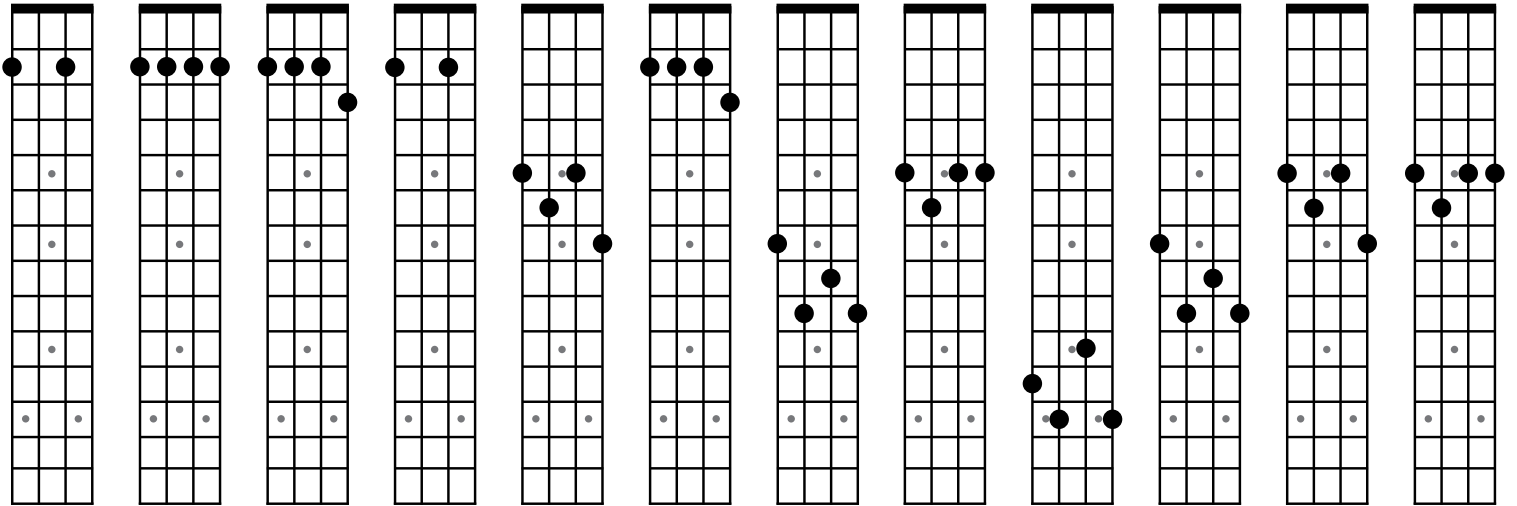
Additional symbols: A circled cross with a '1' is above the 5th chord of Row 2 and the 4th chord of Row 5. A circled cross with a '2' is above the 5th chord of Row 4 and the 4th chord of Row 5.

SWEET GEORGIA BROWN

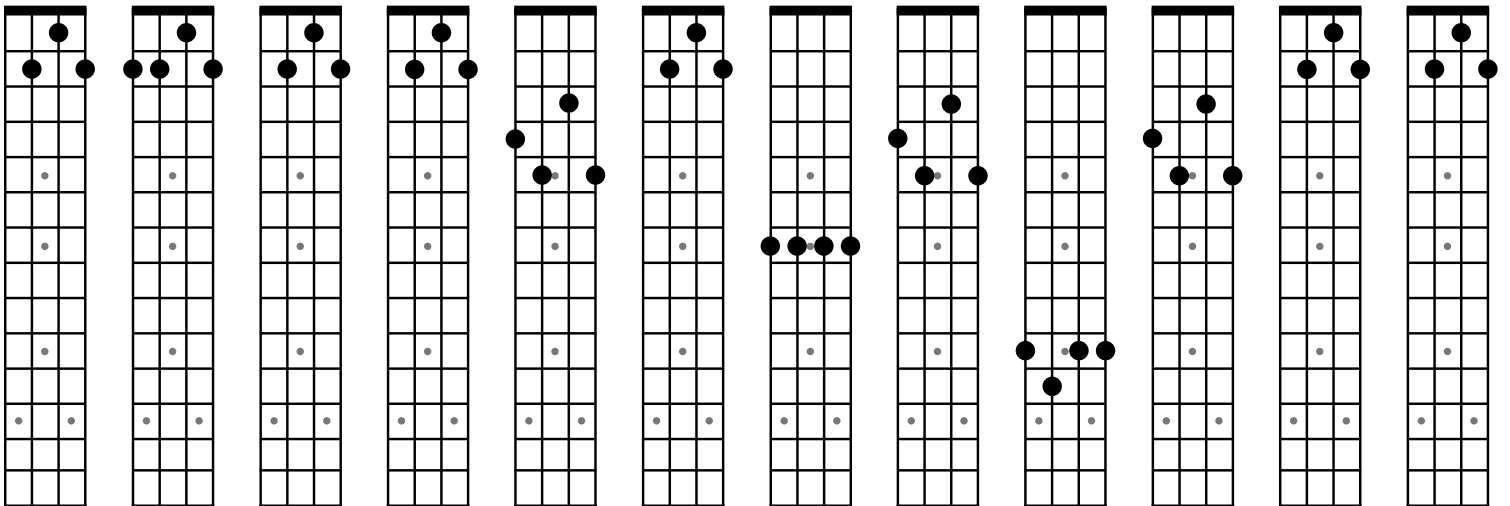
A7



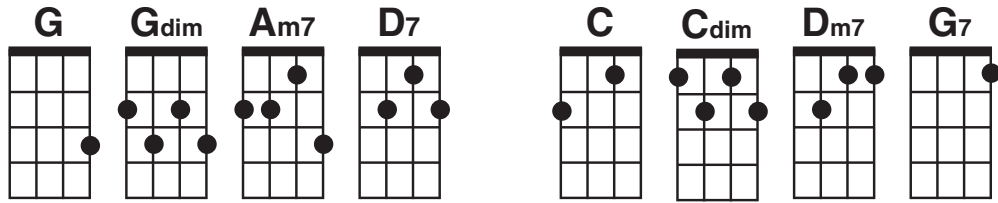
D7



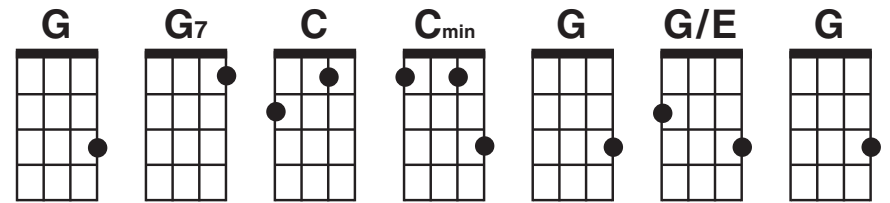
G7



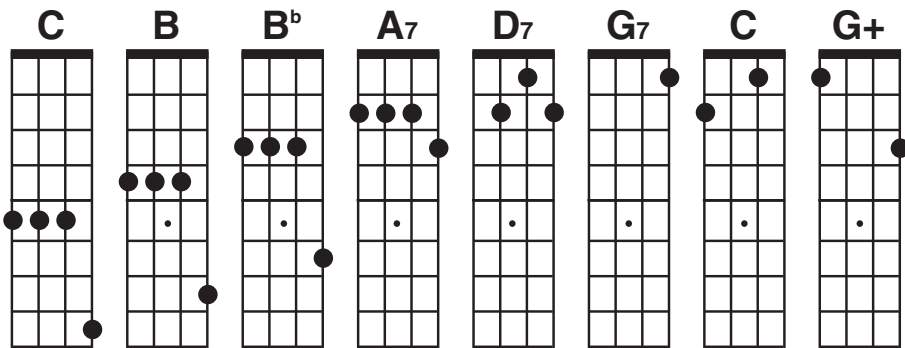
INTROS & ENDINGS



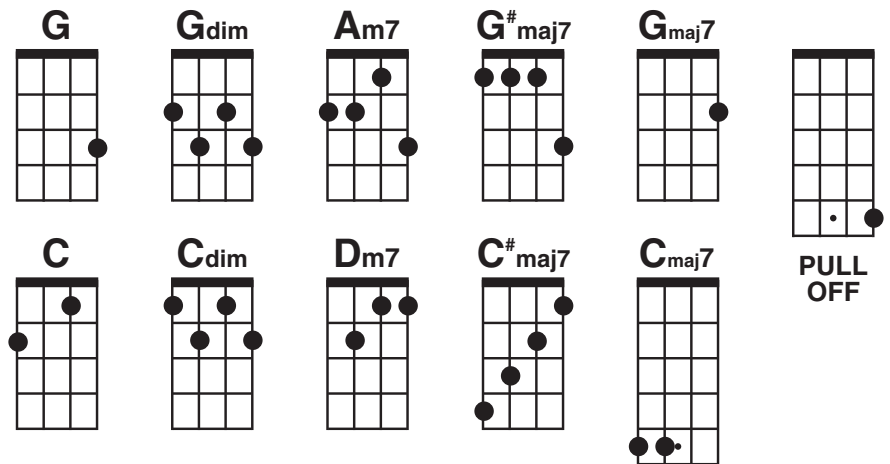
BASIC 4 CHORD INTROS



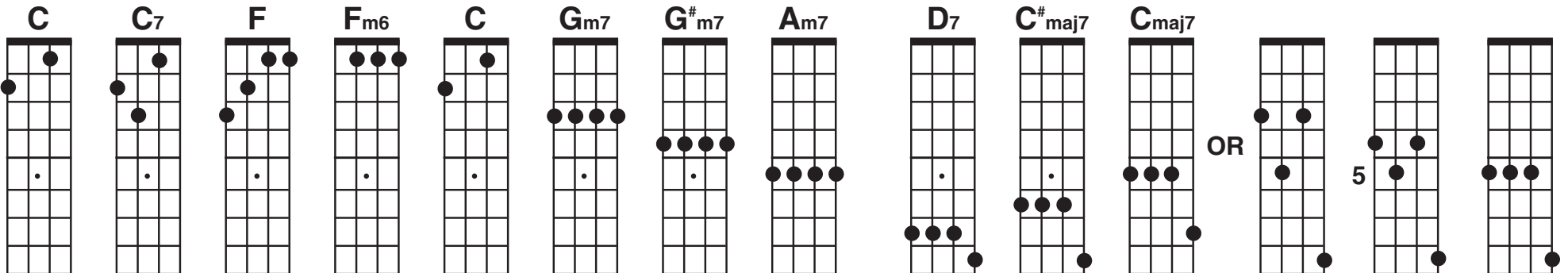
STANDARD "C" ENDING



WALKING INTRO



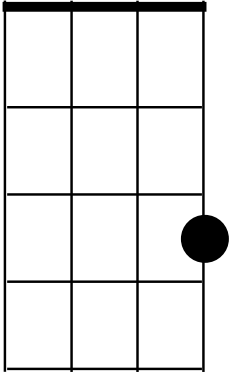
MAJOR 7th ENDINGS



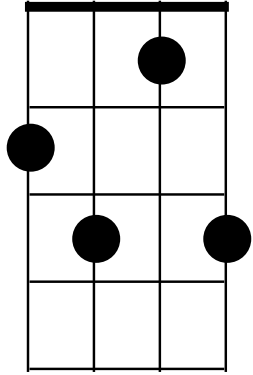
STANDARD "F" ENDING WITH VARIATIONS

ROUTE 66

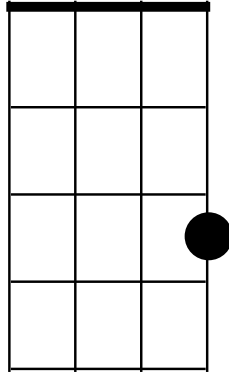
G



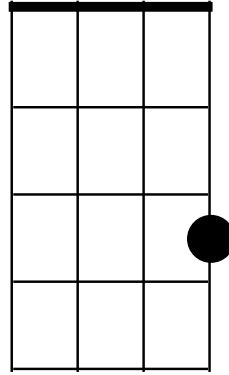
C7



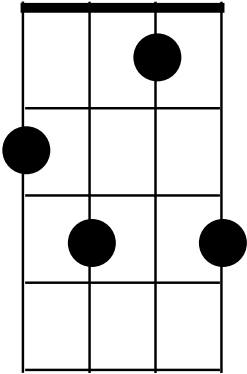
G



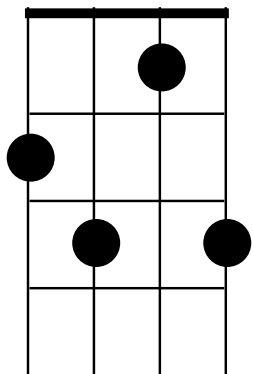
G



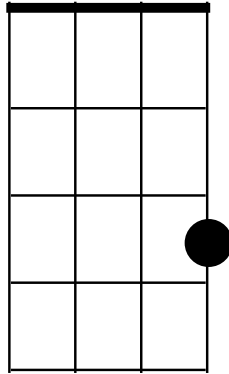
C7



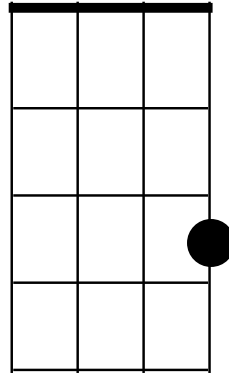
C7



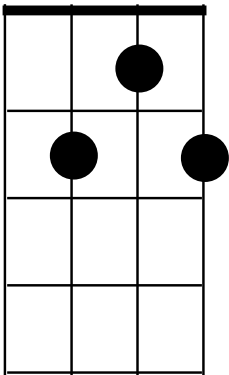
G



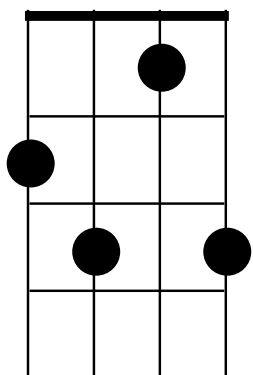
G



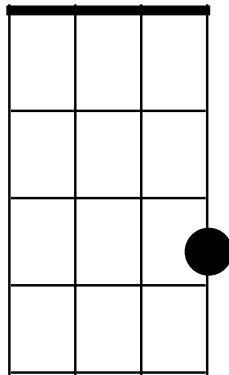
D7



C7



G



D7

