



Uncle Zac

Baritone Ukulele - 3 Ukes in One

Come explore the most misunderstood member of the ukulele family Is it really a uke? Or is it a mini guitar? What do you do with it? UncleZac will take you through the Bari's unlimited flexibility to support the group or shine alone.

Using his Theory Of Four Method for chording and demonstrating some barring techniques he hopes to take some of the mystery out of playing up the neck so that you can get the most out your wonderful Baritone Ukulele.

There is something for all Bari players at any level.

[Back to Index](#)

3 Ukes In 1

TRANSPOSITION CHART*

| | | | | | | | | | | | | | |
|------------|----------|-----------|-----------|----------------------|-----------|----------------------|-----------|-----------|----------------------|-----------|----------------------|-----------|------------|
| I | C | C# | D | E_b | E | F | F# | G | A_b | A | B_b | B | I |
| II | D | D# | E | F | F# | G | G# | A | B_b | B | C | C# | II |
| III | E | F | F# | G | G# | A | A# | B | C | C# | D | D# | III |
| IV | F | F# | G | A_b | A | B_b | B | C | D_b | D | E_b | E | IV |
| V | G | G# | A | B_b | B | C | C# | D | E_b | E | F | F# | V |
| VI | A | A# | B | C | C# | D | D# | E | F | F# | G | G# | VI |
| VII | B | B# | C# | D | D# | E | F | F# | G | G# | A | A# | VII |
| I | C | C# | D | E_b | E | F | F# | G | A_b | A | B_b | B | I |

*SAME CHORDS : **C#/D_b** **D#/E_b** **F#/G_b** **G#/A_b** **A#/B_b**

COLOR FOLLOWS CHORD - FLATS AND SHARPS DON'T

BYE BYE BLUES

Chord diagrams for "BYE BYE BLUES":

- Row 1: C, C, Ab7, Ab7, C, C, A7, A7
- Row 2: D7, D7, G7, G7, C, Cdim, Dm7, G7
- Row 3: G, G, Eb7, Eb7, G, G, E7, E7
- Row 4: A7, Am, D7, D7, G, Gdim, Am7, D7
- Row 5: C, Ab7, C, C, G, Eb7, G, G

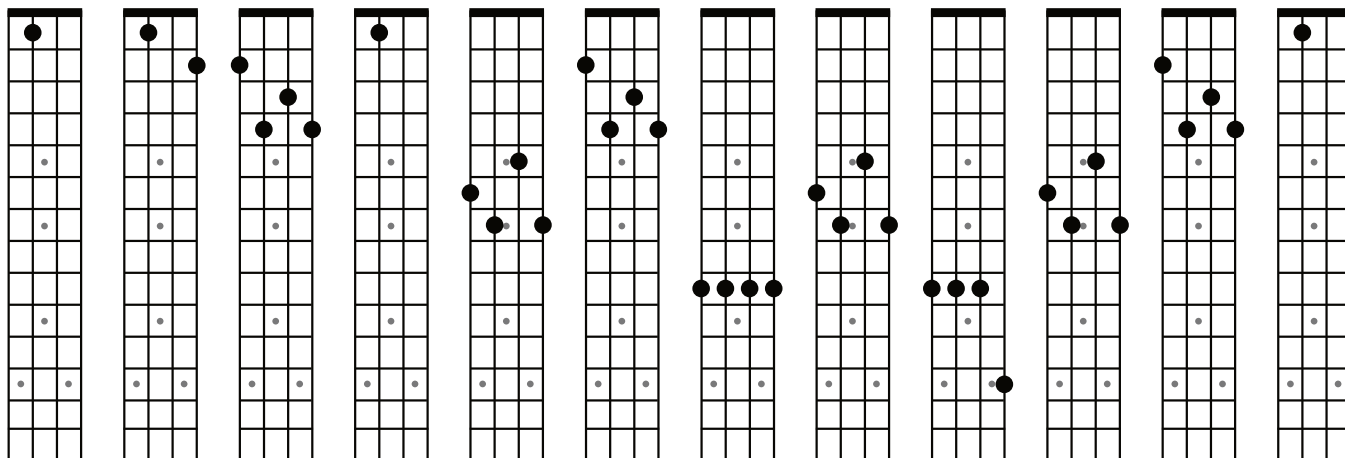
Capo 1 is indicated above the 4th and 5th diagrams of the first two rows.

Capo 2 is indicated above the 4th and 5th diagrams of the fourth row.

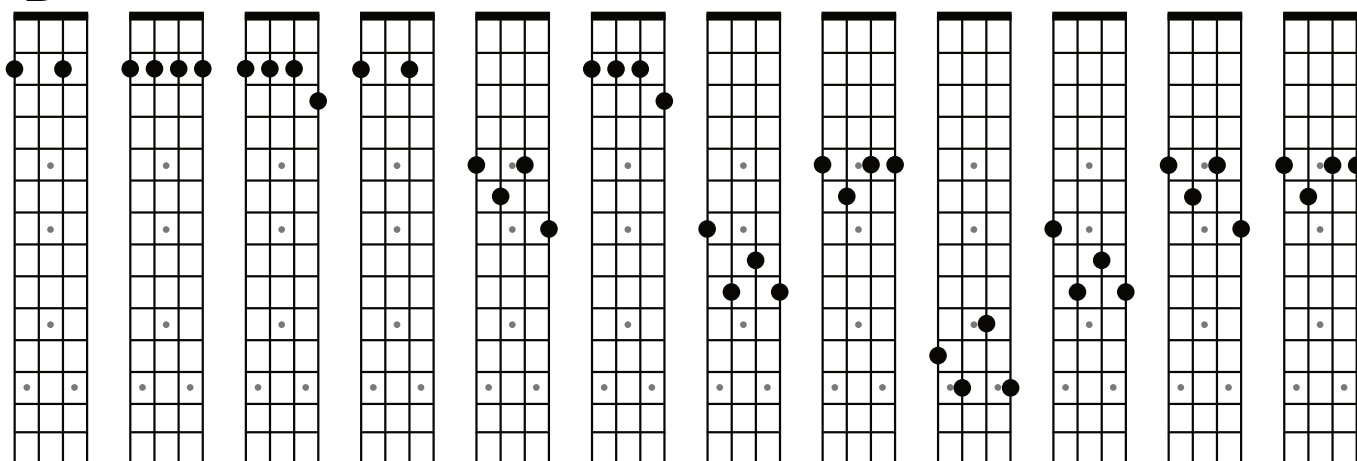
/// is indicated below the 4th and 8th diagrams of the fifth row.

SWEET GEORGIA BROWN

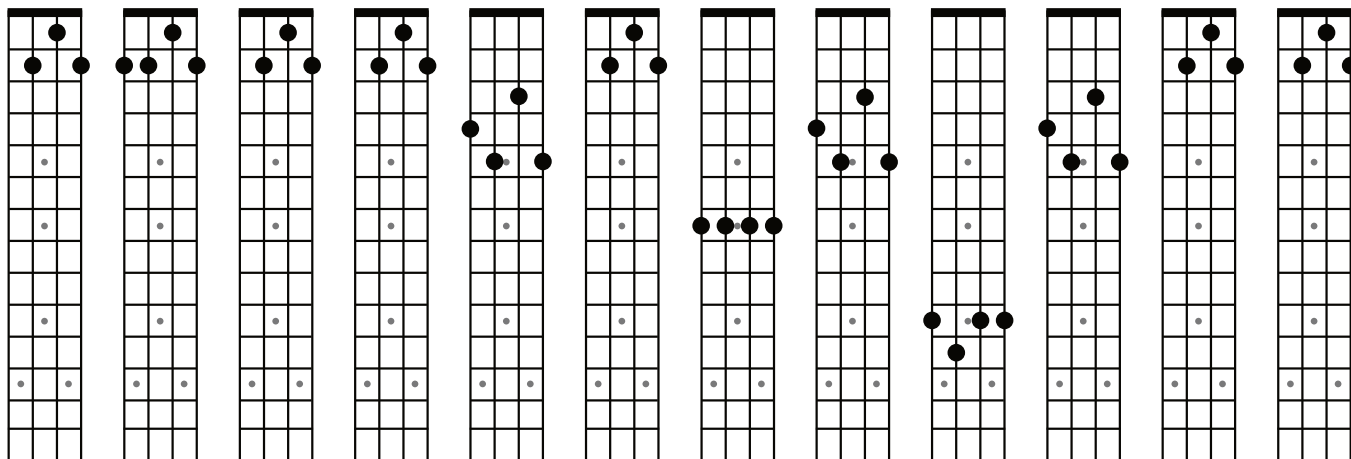
A7



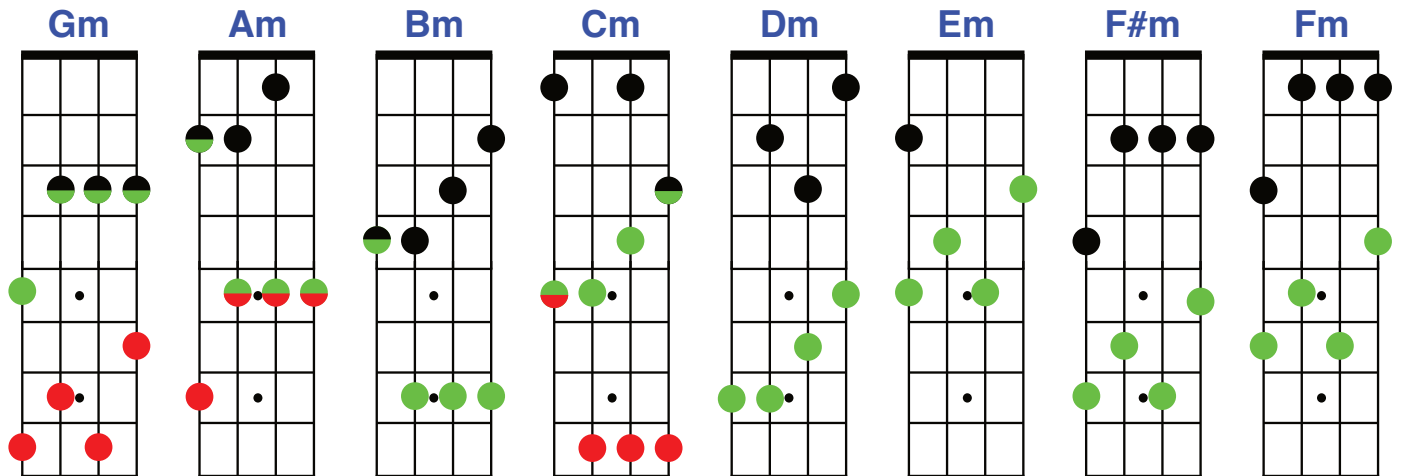
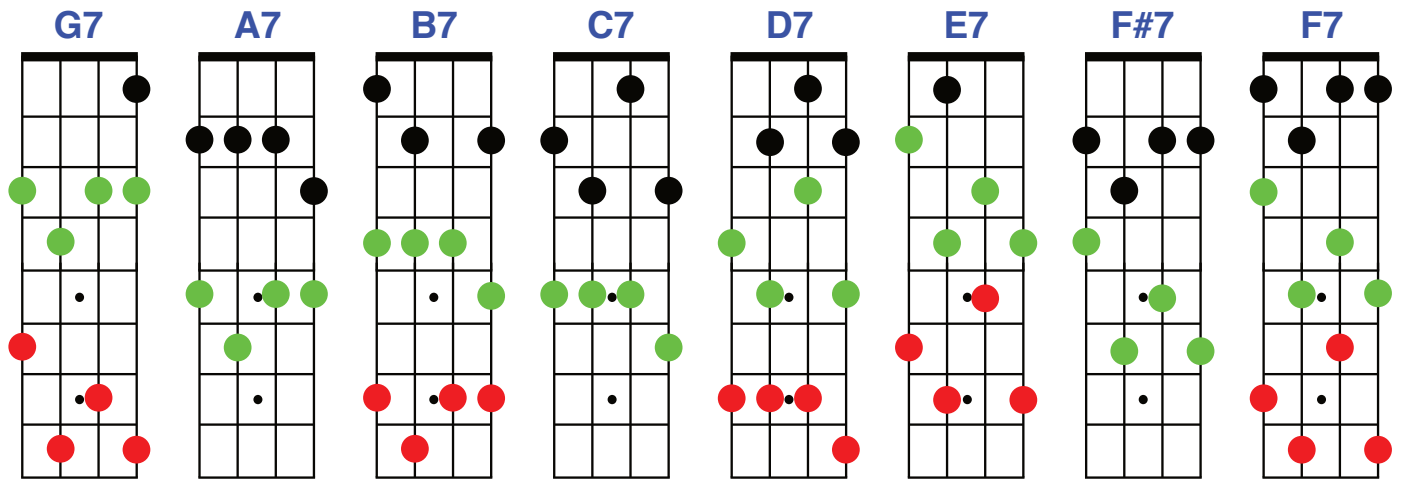
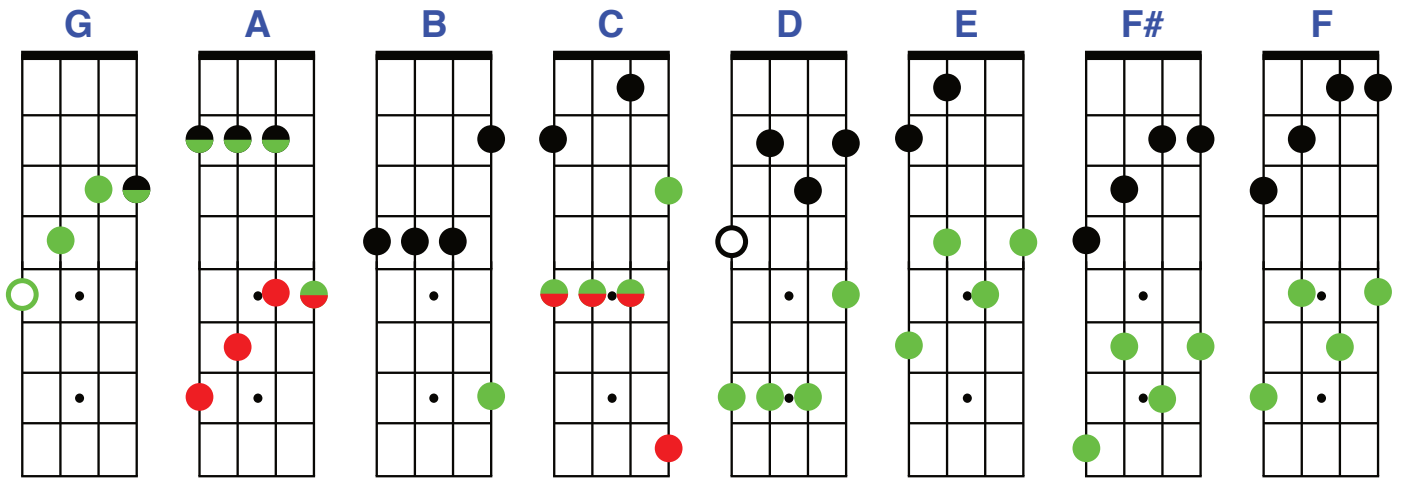
D7



G7

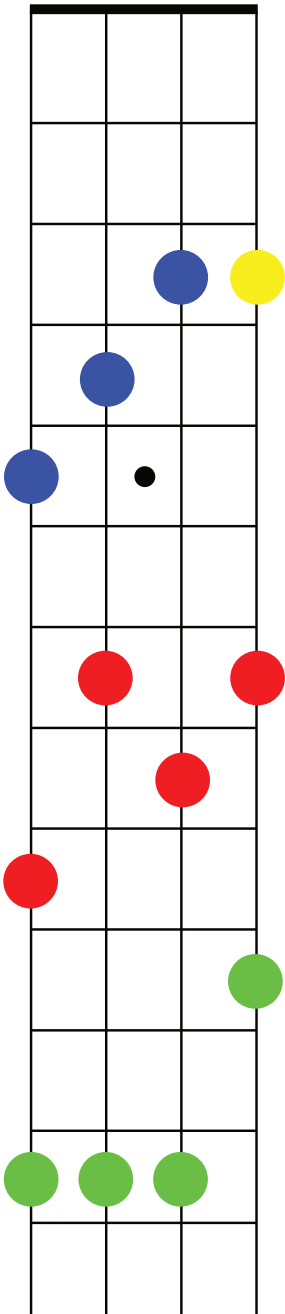


INVERSIONS : (1st / 2nd / 3rd) POSITIONS

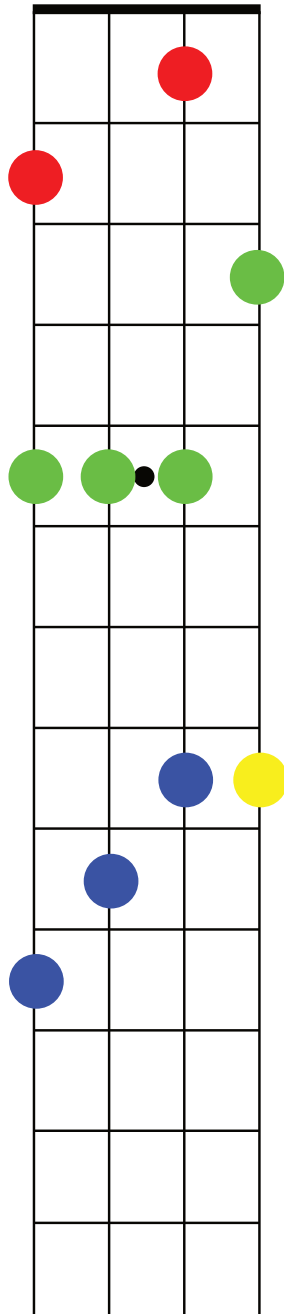


1423-2314-3142-4231 RULE

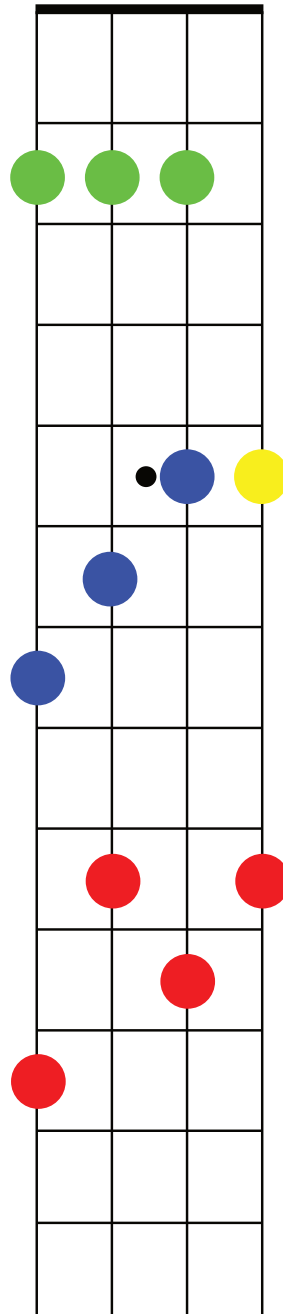
G-F-C-A



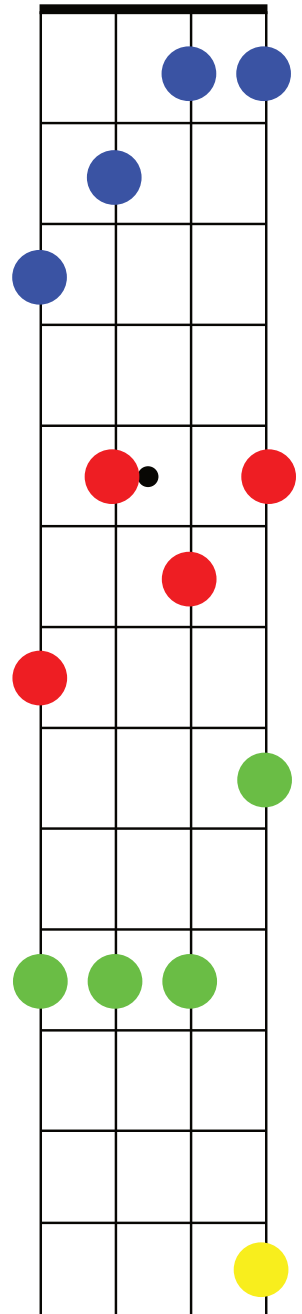
C-A-G-F



A-G-F-C



F-C-A-G



WHERE IS THE ROOT?

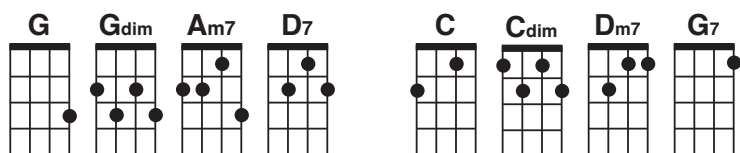
- 1 SHAPE - 1st STRING
- 2 SHAPE - 2nd STRING
- 3 SHAPE - 3rd STRING
- 4 SHAPE - 4th STRING

REMEMBER:

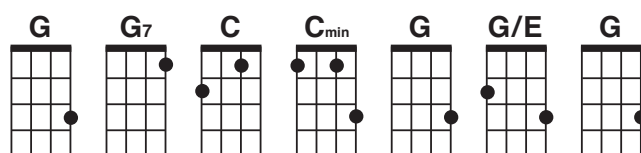
- 1 SHAPE & 4 SHAPE CAN SHARE A DOT
- 3 SHAPE & 1 SHAPE CAN SHARE A BARRE

- 1 = G SHAPE • 2 = C SHAPE
- 3 = A SHAPE • 4 = F SHAPE

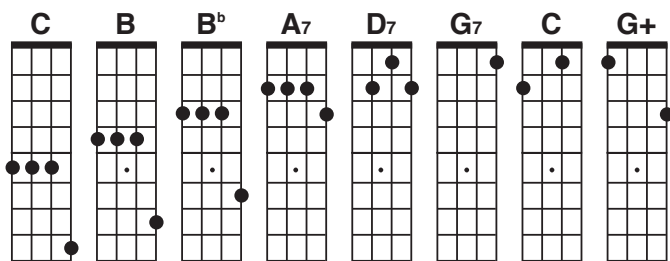
INTROS & ENDINGS



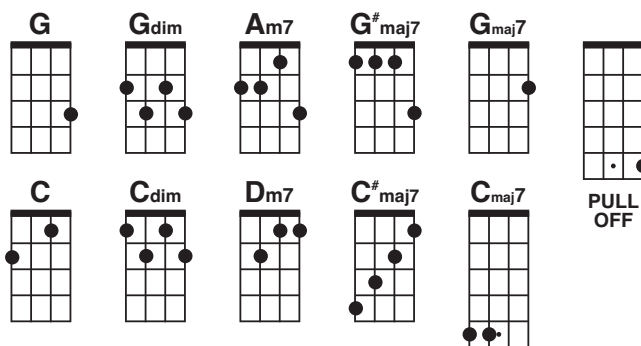
BASIC 4 CHORD INTROS



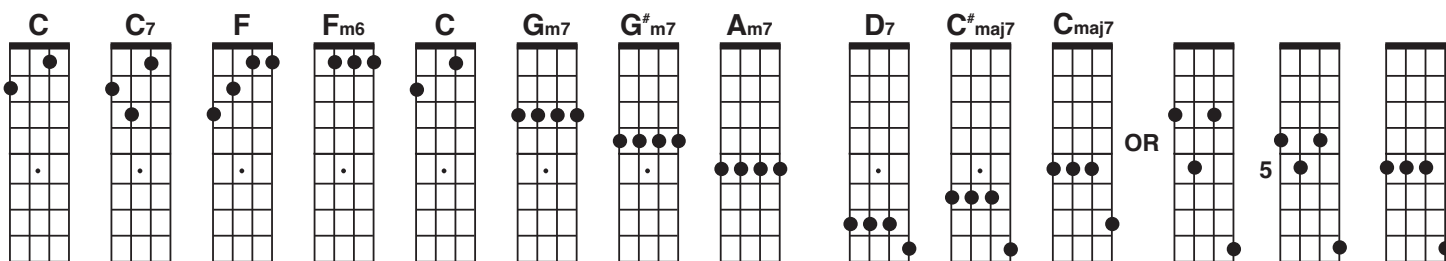
STANDARD "C" ENDING



WALKING INTRO



MAJOR 7th ENDINGS



STANDARD "F" ENDING WITH VARIATIONS