



Laura Wootton

Making the Song Your Own

In this class, we will review the process of arranging a song to make it your own. We will review chords that can enhance the sound of a song and help you better tell its story. We will also review some strumming and plucking patterns. All levels are welcome to attend.

[Back to Index](#)

Making the Song Your Own

Song Arranging with Laura L. Wootton
Funky Frets UkeFest 2024

- 1. Find a chord chart:** Look up a few chord charts for the song you'd like to do. See which ones have chords that sound/feel right to you. Maybe combine chords from different charts to create the sound that you want.
- 2. Transpose the song:** What is the best key for you?
 - What range is comfortable for you to sing in?
 - What chords feel accessible for you to play?
- 3. Pluck or Strum:** Will you strum or pluck the song?
 - **What kind of strumming pattern?**
 - Standard Strum:** Over the Rainbow
 - Rhythm Variations:** 59th Street Bridge, All I Have to Do Is Dream
 - **What kind of plucking pattern?**
 - Example of 123, 123** (for songs in 3) - Can't Help Falling In Love
 - G & A strings = **1**, E string = **2**, C string = **3**
 - Example of 123412** (for songs in 3 or 6) - Amazing Grace
 - G & A strings = **1**, E string = **2**, C string = **3**, G string = **4**,
 - G & A strings = **1**, E string = **2**
 - Example of 1234** (for songs in 4) - All I Have to Do Is Dream
 - G & A strings = **1**, E string = **2**, C string = **3**, G string = **4**,
 - Example of Pluck or Strum** - All I Have to Do Is Dream
- 4. Can I add in any Maj7, 6, Dom7, Min7, Sus4, or Diminished7 chords?**
- 5. What feels like the best intro for the song?**
 - a. Use the opening chord of the song
 - b. Use last few chords of the song with turnaround chord*
 - c. Unique strum or plucking intro - i.e. Sound of Silence
- 6. Will I do a solo in the song?** (Whistle, singing, or instrumental)
 - ***Turnaround Chords** turn you around to the top of the song. They are the 5th chord of your key signature (i.e. G/G7 = turnaround chord in the key of C, A/A7 = turnaround chord in the key of D, D/D7 = turnaround chord in the key of G)
- 7. How will I end the song?**
 - a. Main chord of key signature
 - b. Repeat tag line - All I Have to Do Is Dream
 - c. Plucking outro - Sound of Silence

Over the Rainbow (Hawaiian)

Key of C



Standard Strum

Intro: C Em F C F E7 Am F

VERSE 1

Oh, some - where ov - er the rainbow, way up high

There's a land that I heard of, oh once, in a lull - a - by





Oh, some - where ov - er the rainbow, skies are blue

VERSE 2

And the dreams that you dream, oh dreams, really do come true

59th Street Bridge/Feelin' Groovy

Strumming Pattern Variations

INTRO: 2x [C  G  D7sus4  G ]

Using D7sus4 instead of D/D7

VERSE 1

Slow down you move too fast,

you've got to make the morn - ing last

Just kick - in' down the cobble - stones, lookin' for fun,

And feel - in' groov - y. [C G D7sus4 G] feel - in' groov - y

Can't Help Falling In Love

Pluck 123 123

INTRO: C G C G

VERSE 1

C Em Am F C G
Wise men say, only fools rush in

F G Am F C G C
But I can't help fall - ing in love with you.

Amazing Grace

Pluck 123412

INTRO: C G C F C
(1234) (12)

VERSE 1

C C7 F C G G7
A - maz - ing Grace how sweet the sound that saved a wretch like me

C C7 F C G C(1234) F (12) C
I once was lost but now am found, was blind but now I see.

Sound Of Silence

Plucking Intro for Strumming Song

INTRO: Pluck Am

VERSE 1

N.C. Am G Am
Hello darkness my old friend, I've come to talk with you a - gain

Because a vision soft - ly creep - ing,
F C

left its seeds while I was sleep - ing.
F C

F FaddC C Am
And the vis - ion that was plant - ed in my brain still re - mains

C G Am (pluck)
Within the sound of si - lence.

All I Have to Do Is Dream

Example of Pluck 1234 or Strum Variation

Turnaround Chord (Chorus or Verse), Ending on Key Signature Chord, Tag At End

INTRO: G C G D7

VERSE 1

G **Em Am** **D7** **G** **Em Am**
When I want you in my arms. When I want you
D7 **G** **Em** **C** **D7**
and all your charms, when - ev - er I want you, all I have to do,
G **Em** **C** **D7**
is dream. Dream, dream, drea - m.

VERSE 2

G **Em Am** **D7** **G** **Em Am**
When I feel blue in the night, and I need you
D7 **G** **Em** **C** **D7**
To hold me tight, when - ev - er I want you, all I have to do,
G C G **G7**
is drea - - - - m.

CHORUS

CMaj7 **Bm7** **Am7 D7**
I can make you mine, taste your lips of wine, any - time
GMaj7 G7 CMaj7 **Bm7** **A7**
Night or day. Only trouble is, gee wiz, I'm dream - in'
D C Bm7 Am7
my life a - way.

VERSE 3

G **Em Am** **D7** **G** **Em Am**
I need you so that I could die. I love you so
D7 **G** **Em** **C** **D7**
and that is why, when - ev - er I want you, all I have to do,
G **Em** **C** **D7** **G C G** **D7 to** **VERSE 1**
is |dream. Dream, dream, drea - m.| drea - - - - m.

END

Repeat 2-3x at end