


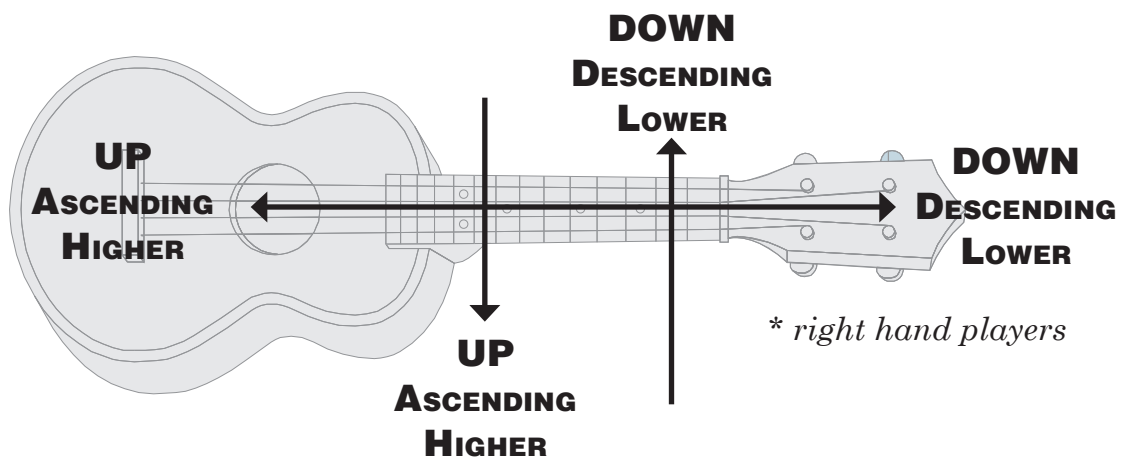
Up, Down, Higher, Lower, Top, Bottom, Ascending, Descending...

What is up, down, higher, lower, top, bottom, ascending, descending on a ukulele? Up, down, higher, lower, top, bottom, ascending, descending should refer to musical pitch and not be related to direction as we know it. Up and higher refers to the raising of musical pitch and down and lower refer to the lowering of musical pitch. Top refers to the upper note of a chord voicing or musical phrase and bottom the lowest note.

These terms can be shown best using standard music notation.



The standard music notation also happens to show one of the problems with tab. Tab does not accurately show the ascending and descending nature of pitch or the contour of a musical line as well as written music notation can.

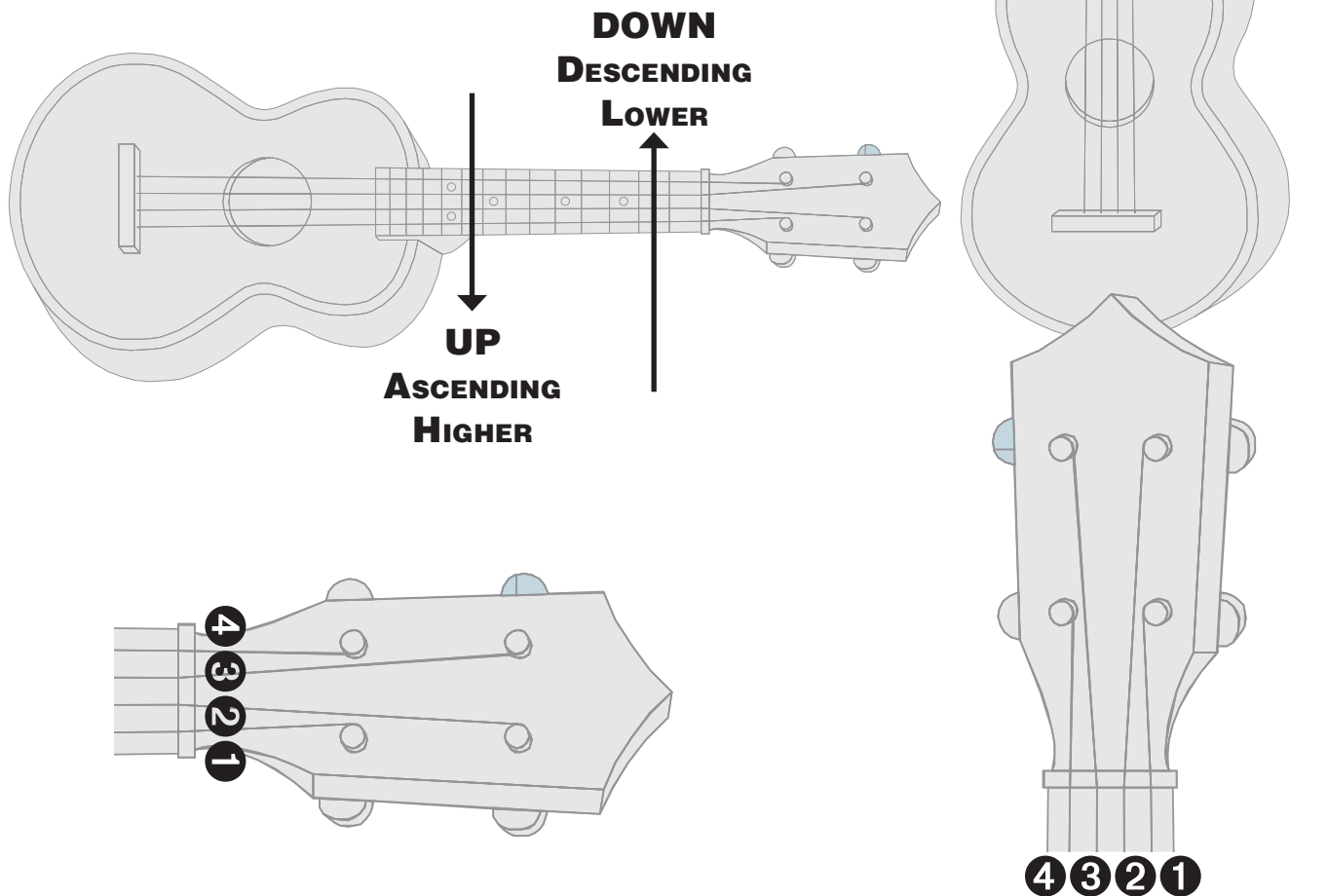


Horizontal Only

Piano notes move only in the horizontal direction. Higher, ascending pitches move to the right, *up* the keyboard and descending pitches move to the left, *down* the keyboard. Even sharp and flat notes are easy to figure out.

The Ukulele Moves Horizontal and Vertical

Notes on the ukulele can move either along the strings or across the strings. And depending on whether you are using a high string 4 tuning or low string 4 tuning, the lowest note on your ukulele might not be on string 4 but on string 3.



Up, Down, Higher, Lower, Ascending, Descending...